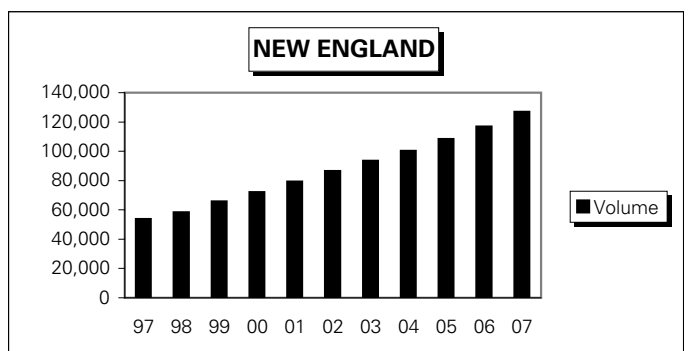
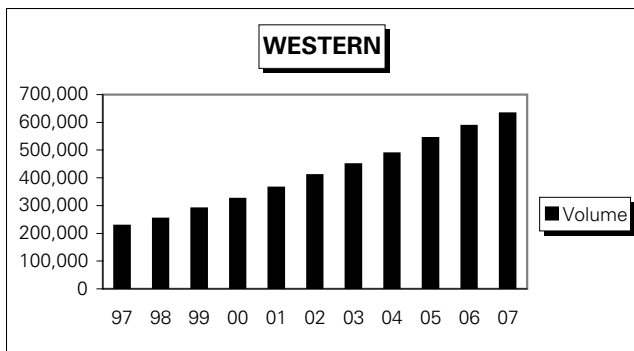
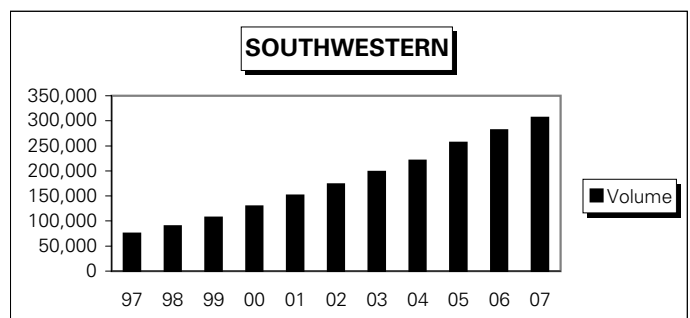
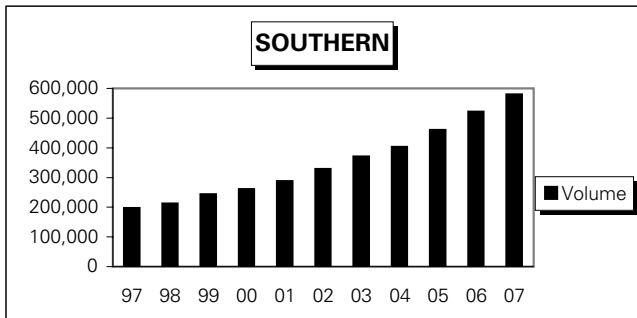
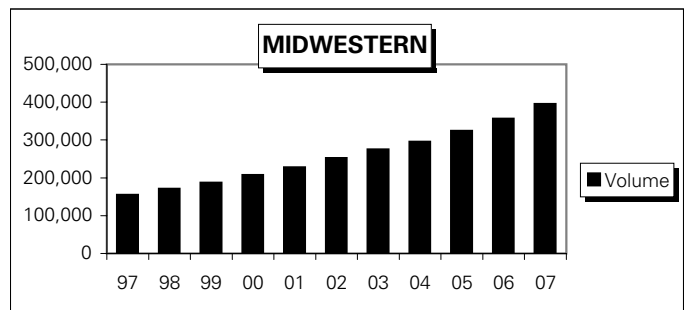
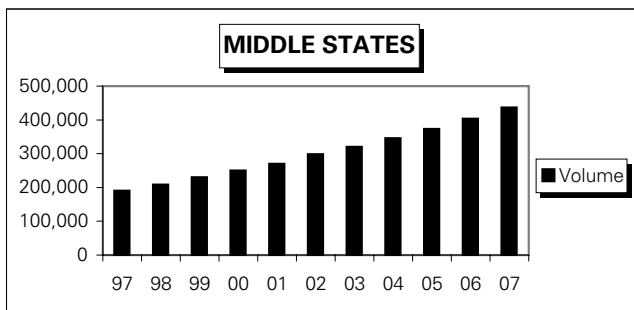
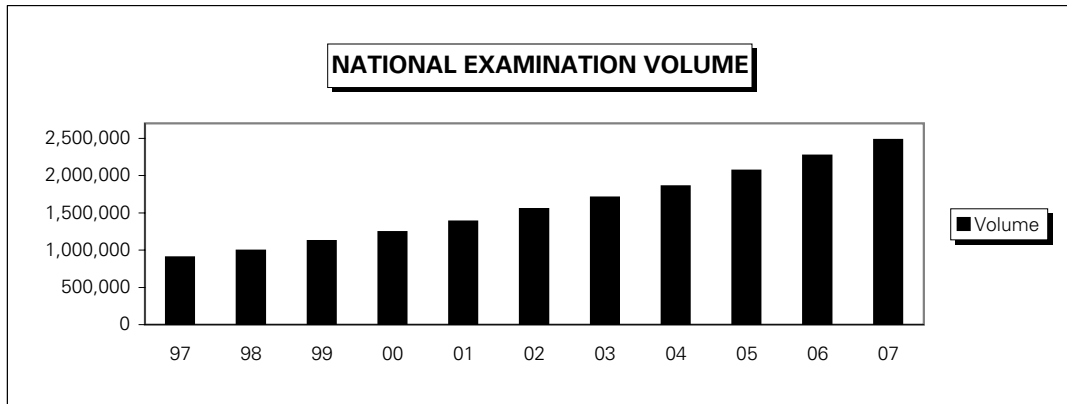


# AP EXAMINATION VOLUME BY REGION



**AP EXAMINATION VOLUME BY REGION**

	1997	% Chg	1998	% Chg	1999	% Chg	2000	% Chg	2001	% Chg	2002	% Chg	2003	% Chg	2004	% Chg	2005	% Chg	2006	% Chg	2007
<b>MIDDLE STATES</b>																					
Delaware	2,911	6%	3,073	11%	3,405	7%	3,639	13%	4,130	15%	4,730	8%	5,123	13%	5,764	27%	7,317	12%	8,220	-3%	7950
Dist. of Columbia	2,781	9%	3,038	6%	3,233	17%	3,791	12%	4,256	8%	4,607	4%	4,798	3%	4,930	5%	5,199	13%	5,888	18%	6966
Maryland	23,298	10%	25,542	13%	28,962	13%	32,606	15%	37,368	20%	45,013	19%	53,363	15%	61,620	11%	68,533	12%	76,774	8%	83060
New Jersey	33,754	6%	35,780	14%	40,828	6%	43,376	8%	47,031	9%	51,365	7%	55,011	8%	59,545	9%	64,682	8%	69,819	9%	76449
New York	95,715	10%	105,751	8%	114,259	8%	123,103	7%	131,438	8%	142,083	6%	149,968	5%	157,568	6%	167,032	7%	179,181	8%	193014
Pennsylvania	32,098	8%	34,682	13%	39,224	10%	43,164	6%	45,924	10%	50,477	2%	51,667	9%	56,520	7%	60,736	5%	63,793	9%	69430
<hr/>																					
190,557	9%	207,866	11%	229,911	9%	249,679	8%	270,147	10%	298,275	7%	319,930	8%	345,947	8%	373,499	8%	403,675	8%	436869	
<b>MIDWESTERN</b>																					
Illinois	39,065	7%	41,904	10%	46,160	12%	51,741	9%	56,503	13%	63,612	9%	69,529	5%	73,150	8%	79,257	12%	88,801	10%	98048
Indiana	13,132	5%	13,844	5%	14,488	9%	15,804	3%	16,352	10%	17,914	15%	20,571	13%	23,326	24%	28,821	3%	29,807	12%	33291
Iowa	4,647	5%	4,874	8%	5,241	7%	5,591	7%	5,995	10%	6,565	18%	7,721	6%	8,192	10%	8,986	9%	9,833	10%	10776
Kansas	3,473	11%	3,842	11%	4,253	14%	4,856	7%	5,204	9%	5,693	11%	6,332	8%	6,854	16%	7,959	11%	8,842	13%	9994
Michigan	24,702	9%	26,940	11%	29,885	11%	33,074	10%	36,335	9%	39,636	7%	42,592	5%	44,652	8%	48,312	7%	51,795	12%	57806
Minnesota	12,641	28%	16,151	11%	17,870	10%	19,577	18%	23,015	7%	24,578	3%	25,343	7%	27,007	9%	29,480	22%	35,821	17%	41763
Missouri	6,913	12%	7,745	13%	8,775	14%	10,003	18%	11,757	17%	13,698	10%	15,121	8%	16,269	13%	18,407	5%	19,286	8%	20842
Nebraska	2,337	5%	2,448	-9%	2,235	5%	2,349	8%	2,545	13%	2,864	-7%	2,656	23%	3,270	20%	3,920	22%	4,769	22%	5842
North Dakota	537	42%	763	13%	859	14%	983	11%	1,093	-1%	1,291	-1%	1,291	-1%	1,291	11%	1,422	8%	1,540	11%	1716
Ohio	27,650	9%	30,274	10%	33,272	8%	35,998	10%	39,558	12%	44,344	9%	48,225	8%	52,079	7%	55,702	8%	60,275	10%	66232
South Dakota	1,165	32%	1,536	7%	1,637	19%	1,949	8%	2,102	10%	2,302	10%	2,539	17%	2,963	4%	3,085	0%	3,092	4%	3211
West Virginia	3,340	-3%	3,224	3%	3,305	12%	3,710	2%	3,784	11%	4,184	15%	4,791	-1%	4,750	2%	4,840	16%	5,621	10%	6162
Wisconsin	15,640	13%	17,751	8%	19,146	13%	21,697	9%	23,729	9%	25,785	10%	28,425	10%	31,404	7%	33,524	10%	36,842	8%	39811
<hr/>																					
155,242	10%	171,296	9%	187,126	11%	207,332	10%	227,972	11%	252,477	9%	275,136	7%	295,195	10%	323,715	10%	356,324	11%	395494	
<b>NEW ENGLAND</b>																					
Connecticut	14,345	13%	16,164	15%	18,645	13%	21,079	11%	23,356	10%	25,710	7%	27,566	8%	29,634	9%	32,380	6%	34,383	9%	37314
Maine	3,968	-5%	3,788	18%	4,463	8%	4,839	13%	5,466	11%	6,050	11%	6,735	10%	7,408	10%	8,113	7%	8,714	16%	10113
Massachusetts	27,313	7%	29,224	11%	32,350	9%	35,214	10%	38,790	8%	41,930	9%	45,823	6%	48,661	7%	52,108	8%	56,084	7%	60117
New Hampshire	3,738	12%	4,172	10%	4,577	8%	4,921	6%	5,205	5%	5,449	8%	5,904	6%	6,344	5%	6,686	13%	7,559	8%	8157
Rhode Island	2,665	8%	2,868	11%	3,177	10%	3,501	6%	3,699	14%	4,219	-4%	4,048	13%	4,577	12%	5,113	9%	5,580	9%	6,078
Vermont	1,801	18%	2,123	18%	2,506	1%	2,530	11%	2,809	9%	3,075	9%	3,360	7%	3,608	8%	3,914	13%	4,434	18%	5,219
<hr/>																					
53,830	8%	58,339	13%	65,718	10%	72,084	10%	79,325	9%	86,433	8%	93,436	7%	100,232	8%	108,314	8%	116,754	9%	126,998	
<b>SOUTHERN</b>																					
Alabama	9,579	-6%	8,982	-2%	8,782	-4%	8,416	4%	8,779	11%	9,727	7%	10,453	2%	10,625	12%	11,909	7%	12,728	21%	15,448
Florida	59,358	6%	62,955	12%	70,346	11%	78,222	13%	88,348	18%	104,061	21%	126,367	11%	140,297	14%	160,584	15%	184,933	13%	208,825
Georgia	21,163	20%	25,365	18%	29,911	11%	33,179	12%	37,092	15%	42,748	9%	46,458	5%	48,658	20%	58,352	21%	70,401	12%	79,017
Kentucky	8,897	7%	9,519	8%	10,293	15%	11,830	9%	12,853	11%	14,224	16%	16,447	12%	18,348	8%	19,747	13%	22,349	10%	24,534
Louisiana	4,512	6%	4,762	6%	5,039	4%	5,234	6%	5,531	6%	5,854	6%	6,166	8%	6,644	6%	7,050	-2%	6,929	17%	8,099
Mississippi	3,754	2%	3,839	13%	4,331	-12%	3,816	4%	4,121	5%	4,338	-2%	4,233	11%	4,688	26%	5,910	20%	7,065	6%	7,468
North Carolina	26,148	7%	28,074	22%	34,169	9%	37,337	12%	41,880	18%	49,375	13%	55,678	11%	61,526	14%	70,026	9%	76,578	6%	81,151
South Carolina	15,386	6%	16,369	3%	16,803	-1%	16,570	2%	16,888	11%	18,750	5%	19,765	3%	20,371	12%	22,850	6%	24,137	8%	26,117
Tennessee	11,870	9%	12,932	11%	14,376	3%	14,788	6%	15,710	11%	17,433	10%	19,246	9%	21,017	11%	23,243	10%	25,585	13%	28,791
Virginia	36,883	7%	39,449	24%	49,061	5%	51,275	9%	56,144	11%	62,363	6%	65,933	8%	71,009	13%	80,583	12%	90,464	11%	100,435
<hr/>																					
197,510	7%	212,246	15%	243,111	7%	260,667	10%	287,346	14%	328,873	13%	370,746	9%	403,183	14%	460,254	13%	521,169	11%	579,885	
<b>SOUTHWESTERN</b>																					
Arkansas	3,510	19%	4,181	22%	5,116	15%	5,871	13%	6,648	14%	7,584	13%	8,590	29%	11,112	108%	23,140	11%	25,780	5%	27,170
New Mexico	3,560	6%	3,791	24%	4,683	12%	5,249	18%	6,216	13%	7,008	9%	7,666	11%	8,532	11%	9,505	9%	10,322	7%	11,040
Oklahoma	5,265	32%	6,963	23%	8,581	16%	9,958	21%	12,037	20%	14,433	16%	16,725	4%	17,461	10%	19,138	8%	20,730	4%	21,656
Texas	62,318	19%	74,192	19%	88,485	22%	107,640	17%	125,785	15%	144,060	14%	164,804	11%	183,130	12%	204,403	10%	224,168	10%	246,096
<hr/>																					
74,653	19%	89,127	20%	106,865	20%	128,718	17%	150,686	15%	173,085	14%	197,785	11%	220,235	16%	256,186	10%	281,000	9%	305,962	
<b>WESTERN</b>																					
Alaska	1,822	40%	2,542	4%	2,642	8%	2,842	-2%	2,783	8%	2,996	6%	3,184	2%	3,252	13%	3,687	11%	4,100	1%	4,148
Arizona	10,158	3%	10,449	8%	11,325	7%	12,137	16%	14,049	15%	16,202	10%	17,892	9%	19,590	18%	23,087	16%	26,791	14%	30,513
California	156,866	12%	175,182	16%	203,523	13%	229,310	13%	259,901	12%	291,945	9%	317,872	8%	344,089	11%	381,015	6%	405,711	6%	431,403
Colorado	11,874	16%	13,757	17%	16,040	15%	18,420	11%	20,426	11%	22,760	16%	26,383	14%	30,144	12%	33,764	13%	38,018	13%	43,089
Hawaii	4,281	8%	4,618	9%	5,056	5%	5,304	4%	5,514	13%	6,225	3%	6,426	2%	6,584	7%	7,058	11%	7,815	3%	8,058
Idaho	2,226	14%	2,546	16%	2,941	10%	3,223	16%	3,740	2%	3,821	-12%	4,298	12%	4,821	16%	5,599	10%	6,152	1%	6,232
Montana	1,602	16%	1,856	17%	2,170	4%	2,249	5%	2,368	17%	2,763	-1%	2,726	11%	3,029	7%	3,255	1%	3,288	14%	3,757
Nevada	3,559	22%	4,359	17%	5,080	8%	5,474	11%	6,056	16%	7,023	17%	8,244	19%	9,847	17%	11,568	12%	13,005	13%	14,664
Oregon	5,513	11%	6,126	4%	6,396	13%	7,237	15%	8,326	8%	8,968	3%	9,268	11%	10,311	21%	12,452	16%	14,505	19%	17,231
Utah	18,449	2%	18,796	2%	19,132	3%	19,641	2%	20,044	6%	21,251	4%	22,172	5%	23,252	5%	24,528	2%	25,127	-4%	24,183
Washington	10,861	14%	12,370	19%	14,685	17%	17,241	18%	20,352												